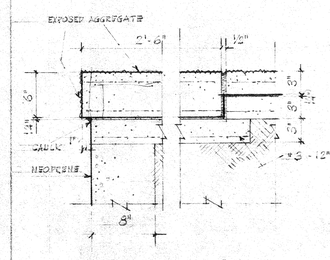

SECTION "C"
COPING AT POOL

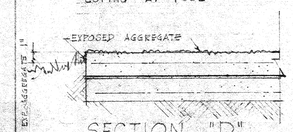

SECTION "D"
EDGE OF PAVING

NOTE: JOINTS TO ALIGN W/ JOINTS IN COPING OR AT MID POINTS WHERE INDICATED

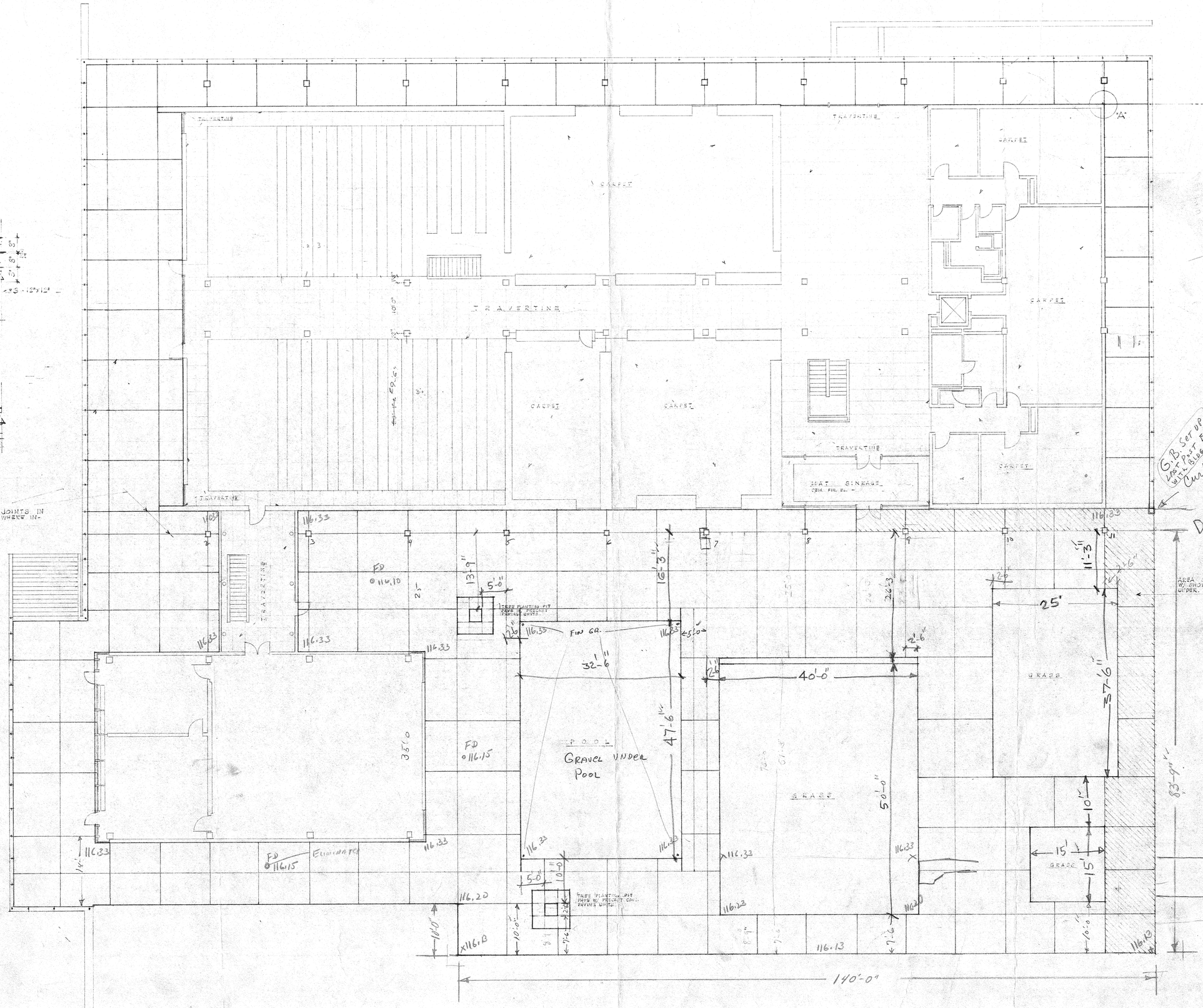

G.B. set up last post with blue curb?

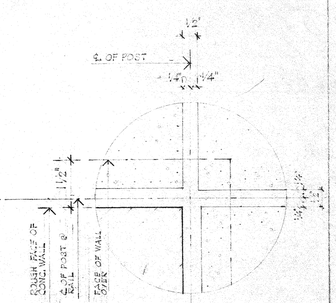

PLAN "A"
SCALE: 1½" = 1'-0"

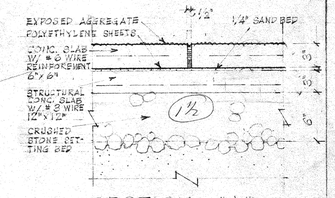

SECTION "A"
TYPICAL - EXPANSION JOINTS IN CONCRETE PAVING

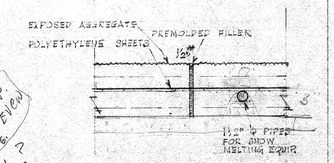

SECTION "B"
JOINT AT SNOW MELTING, AROUND COLUMNS, AT BUILDING & COPING

NOTE: SCALE OF SECTIONS: 1½" = 1'-0"

REV.	DATE	DESCRIPTION

LIBRARY
INSTITUTE FOR ADVANCED STUDY

PRINCETON NEW JERSEY

HARRISON & ABRAMOVITZ
ARCHITECTS
630 FIFTH AVE. NEW YORK 20, N.Y.

PAUL WEIDLINGER — NEW YORK, N.Y.
STRUCTURAL ENGINEERS

MEYER, STRONG & JONES — NEW YORK, N.Y.
MECHANICAL ENGINEERS

SCALE	DRAWN	DATE	JOB NO.
1/8" = 1'-0"		5/14/64	N-264

TITLE: MAIN FLOOR AND TERRACE

DWG. NO. A3A